

# OPEN -- Match Results By Tag

## OFFENE IPSC-LM KAERNTEN 2009

Printed September 20, 2009 at 18:05



### GA

	<u>%</u>	<u>Points</u>	<u>Competitor</u>	<u>Cat</u>	<u>Reg</u>	<u>Cls</u>	<u>Tag</u>	<u>ICS</u>
1	100,00	295,7169	51 GROHMANN, KlausPeter	SS	GER		GA	

# OPEN -- Match Results By Tag

## OFFENE IPSC-LM KAERNTEN 2009

Printed September 20, 2009 at 18:05



### KA

	<u>%</u>	<u>Points</u>	<u>Competitor</u>	<u>Cat</u>	<u>Reg</u>	<u>Cls</u>	<u>Tag</u>	<u>ICS</u>
1	100,00	615,0000	2 ZEINDL, Stefan		AUT	M	KA	
2	81,54	501,4741	28 TRATTLER, Philipp		AUT		KA	
3	71,33	438,6509	11 JELINEK, Josef	SS	AUT		KA	
4	57,56	353,9790	1 TRENNER, Georg		AUT	C	KA	
5	51,83	318,7443	3 WILDMANN, Karin	L	AUT		KA	

# PRODUCTION -- Match Results By Tag

## OFFENE IPSC-LM KAERNTEN 2009

Printed September 20, 2009 at 18:05



KA

	<u>%</u>	<u>Points</u>	<u>Competitor</u>	<u>Cat</u>	<u>Reg</u>	<u>Cls</u>	<u>Tag</u>	<u>ICS</u>
1	100,00	540,2684	41 BrennerProd, Georg		AUT		KA	
2	96,96	523,8599	45 MarinitschProd, Thomas		AUT		KA	
3	95,46	515,7197	42 HoferProd, Hannes	S	AUT		KA	
4	79,83	431,2907	46 RodlerProd, Andreas		AUT		KA	
5	63,06	340,6867	7 JOHAM, Michael		AUT		KA	
6	51,79	279,8085	39 VOGT, Reinhold		AUT		KA	
7	39,70	214,5117	44 HoferProd, Peter	SS	AUT		KA	

# STANDARD -- Match Results By Tag

## OFFENE IPSC-LM KAERNTEN 2009

Printed September 20, 2009 at 18:05



### GA

	<u>%</u>	<u>Points</u>	<u>Competitor</u>	<u>Cat</u>	<u>Reg</u>	<u>Cls</u>	<u>Tag</u>	<u>ICS</u>
1	100,00	454,5159	22 KOCH, Wolfgang		AUT		GA	
2	89,66	407,5389	5 BUERGER, Guenter	S	AUT		GA	
3	86,79	394,4551	31 PFEIFER, Dietmar		AUT		GA	
4	84,04	381,9525	36 STUECKELBERGER, Juergen		AUT		GA	
5	82,71	375,9087	40 WALCH, Christian		AUT		GA	
6	78,66	357,5035	33 SKLEDAR, Karoline	L	AUT		GA	
7	71,84	326,5464	32 SKLEDAR, Ferdinand	SS	AUT		GA	
8	37,40	170,0091	6 PERCHTALER, Bernhard		AUT		GA	

# STANDARD -- Match Results By Tag

## OFFENE IPSC-LM KAERNTEN 2009

Printed September 20, 2009 at 18:05



KA

	<u>%</u>	<u>Points</u>	<u>Competitor</u>	<u>Cat</u>	<u>Reg</u>	<u>Cls</u>	<u>Tag</u>	<u>ICS</u>
1	100,00	583,2815	4 STETTIN, Andreas		AUT	GM	KA	
2	82,97	483,9371	25 MARINITSCH, Thomas		AUT		KA	
3	81,68	476,4346	14 BRENNER, Georg		AUT		KA	
4	74,73	435,8711	21 KLEINFERCHER, Anton		AUT		KA	
5	71,85	419,0913	29 RODLER, Andreas		AUT		KA	
6	60,71	354,1254	16 BURGER, Wilfried		AUT		KA	
7	58,08	338,7683	38 URBAN, Martin		AUT		KA	
8	50,40	293,9558	34 WRATSCHKO, Daniel		AUT		KA	
9	49,47	288,5301	37 NEUHOLD, Guenther		AUT		KA	
10	48,67	283,8801	35 PIRKER, Christian		AUT		KA	
11	45,98	268,1688	20 HOELBLING, Roswitha	L	AUT		KA	
12	36,80	214,6247	9 HOFER, Johannes	J	AUT		KA	
13	23,95	139,6858	48 GRUBER, Thomas		AUT		KA	
14	23,95	139,6770	18 EGGELER, Manuela	L	AUT		KA	

# STANDARD -- Match Results By Tag

## OFFENE IPSC-LM KAERNTEN 2009

Printed September 20, 2009 at 18:05



KS

	<u>%</u>	<u>Points</u>	<u>Competitor</u>	<u>Cat</u>	<u>Reg</u>	<u>Cls</u>	<u>Tag</u>	<u>ICS</u>
1	100,00	506,8022	8 HOFER, Hannes	S	AUT		KS	
2	74,08	375,4138	23 KRASSNIG, Rupert	S	AUT		KS	
3	73,71	373,5399	19 GRAYER, Reinhold	S	AUT		KS	
4	62,03	314,3631	30 TRUSKALLER, Werner	S	AUT		KS	
5	47,07	238,5416	27 NUSSER, Bernhard	S	AUT		KS	

# STANDARD -- Match Results By Tag

## OFFENE IPSC-LM KAERNTEN 2009

Printed September 20, 2009 at 18:05



### KSS

	<u>%</u>	<u>Points</u>	<u>Competitor</u>	<u>Cat</u>	<u>Reg</u>	<u>Cls</u>	<u>Tag</u>	<u>ICS</u>
1	100,00	316,7601	24 KUBEC, Andreas	SS	AUT		KSS	
2	83,69	265,1088	15 BRUNNER, Johann	SS	AUT		KSS	
3	77,92	246,8147	47 FAUSTMANN, Robert	SS	AUT		KSS	
4	65,29	206,8187	10 HOFER, Peter	SS	AUT		KSS	
5	53,92	170,7819	50 ANKERT, Franz	SS	AUT		KSS	

# OPEN -- Overall Match Results

## OFFENE IPSC-LM KAERNTEN 2009

Printed September 20, 2009 at 18:03



	<u>%</u>	<u>Points</u>	<u>Competitor</u>	<u>Cat</u>	<u>Reg</u>	<u>Cls</u>	<u>Tag</u>	<u>ICS</u>
1	100,00	615,0000	2 ZEINDL, Stefan		AUT	M	KA	
2	81,54	501,4741	28 TRATTLER, Philipp		AUT		KA	
3	71,33	438,6509	11 JELINEK, Josef	SS	AUT		KA	
4	57,56	353,9790	1 TRENNER, Georg		AUT	C	KA	
5	51,83	318,7443	3 WILDMANN, Karin	L	AUT		KA	
6	48,08	295,7169	51 GROHMANN, KlausPeter	SS	GER		GA	



# PRODUCTION -- Overall Match Results

## OFFENE IPSC-LM KAERNTEN 2009

Printed September 20, 2009 at 18:03



	<u>%</u>	<u>Points</u>	<u>Competitor</u>	<u>Cat</u>	<u>Reg</u>	<u>Cls</u>	<u>Tag</u>	<u>ICS</u>
1	100,00	540,2684	41 BrennerProd, Georg		AUT		KA	
2	96,96	523,8599	45 MarinitschProd, Thomas		AUT		KA	
3	95,46	515,7197	42 HoferProd, Hannes	S	AUT		KA	
4	79,83	431,2907	46 RodlerProd, Andreas		AUT		KA	
5	63,06	340,6867	7 JOHAM, Michael		AUT		KA	
6	51,79	279,8085	39 VOGT, Reinhold		AUT		KA	
7	39,70	214,5117	44 HoferProd, Peter	SS	AUT		KA	


**STANDARD -- Overall Match Results****OFFENE IPSC-LM KAERNTEN 2009**

Printed September 20, 2009 at 18:03



	<u>%</u>	<u>Points</u>	<u>Competitor</u>	<u>Cat</u>	<u>Reg</u>	<u>Cls</u>	<u>Tag</u>	<u>ICS</u>
1	100,00	583,2815	4 STETTIN, Andreas		AUT	GM	KA	
2	86,89	506,8022	8 HOFER, Hannes	S	AUT		KS	
3	82,97	483,9371	25 MARINITSCH, Thomas		AUT		KA	
4	81,68	476,4346	14 BRENNER, Georg		AUT		KA	
5	77,92	454,5159	22 KOCH, Wolfgang		AUT		GA	
6	74,73	435,8711	21 KLEINFERCHER, Anton		AUT		KA	
7	71,85	419,0913	29 RODLER, Andreas		AUT		KA	
8	69,87	407,5389	5 BUERGER, Guenter	S	AUT		GA	
9	67,63	394,4551	31 PFEIFER, Dietmar		AUT		GA	
10	65,48	381,9525	36 STUECKELBERGER, Juergen		AUT		GA	
11	64,45	375,9087	40 WALCH, Christian		AUT		GA	
12	64,36	375,4138	23 KRASSNIG, Rupert	S	AUT		KS	
13	64,04	373,5399	19 GRAYER, Reinhold	S	AUT		KS	
14	61,29	357,5035	33 SKLEDAR, Karoline	L	AUT		GA	
15	60,71	354,1254	16 BURGER, Wilfried		AUT		KA	
16	58,08	338,7683	38 URBAN, Martin		AUT		KA	
17	55,98	326,5464	32 SKLEDAR, Ferdinand	SS	AUT		GA	
18	54,31	316,7601	24 KUBEC, Andreas	SS	AUT		KSS	
19	53,90	314,3631	30 TRUSKALLER, Werner	S	AUT		KS	
20	50,40	293,9558	34 WRATSCHKO, Daniel		AUT		KA	
21	49,47	288,5301	37 NEUHOLD, Guenther		AUT		KA	
22	48,67	283,8801	35 PIRKER, Christian		AUT		KA	
23	45,98	268,1688	20 HOELBLING, Roswitha	L	AUT		KA	
24	45,45	265,1088	15 BRUNNER, Johann	SS	AUT		KSS	
25	42,31	246,8147	47 FAUSTMANN, Robert	SS	AUT		KSS	
26	40,90	238,5416	27 NUSSER, Bernhard	S	AUT		KS	
27	36,80	214,6247	9 HOFER, Johannes	J	AUT		KA	
28	35,46	206,8187	10 HOFER, Peter	SS	AUT		KSS	
29	29,28	170,7819	50 ANKERT, Franz	SS	AUT		KSS	
30	29,15	170,0091	6 PERCHTALER, Bernhard		AUT		GA	
31	23,95	139,6858	48 GRUBER, Thomas		AUT		KA	
32	23,95	139,6770	18 EGGELER, Manuela	L	AUT		KA	

**OPEN -- Overall Stage Results**  
**OFFENE IPSC-LM KAERNTEN 2009**  
Printed September 20, 2009 at 18:01



**Stage 1 -- STAGE 1**

	<b>PTS</b>	<b>TIME</b>	<b>HIT FACTOR</b>	<b>STAGE POINTS</b>	<b>STAGE PERCENT</b>	<b>COMPETITOR # Name</b>
1	61	12,87	4,7397	70,0000	100,00	2 ZEINDL, Stefan
2	59	15,38	3,8362	56,6555	80,94	11 JELINEK, Josef
3	39	14,05	2,7758	40,9954	58,56	28 TRATTLER, Philipp
4	46	18,49	2,4878	36,7424	52,49	51 GROHMANN, KlausPeter
5	48	23,56	2,0374	30,0893	42,98	3 WILDMANN, Karin
6	20	17,86	1,1198	16,5385	23,63	1 TRENNER, Georg

**STANDARD -- Overall Stage Results****OFFENE IPSC-LM KAERNTEN 2009**

Printed September 20, 2009 at 18:01


**Stage 1 -- STAGE 1**

	<b>PTS</b>	<b>TIME</b>	<b>HIT FACTOR</b>	<b>STAGE POINTS</b>	<b>STAGE PERCENT</b>	<b>COMPETITOR # Name</b>
1	66	14,23	4,6381	70,0000	100,00	4 STETTIN, Andreas
2	40	9,57	4,1797	63,0822	90,12	22 KOCH, Wolfgang
3	53	14,32	3,7011	55,8588	79,80	29 RODLER, Andreas
4	61	18,32	3,3297	50,2532	71,79	25 MARINITSCH, Thomas
5	56	17,36	3,2258	48,6852	69,55	19 GRAYER, Reinhold
6	62	24,93	2,4870	37,5343	53,62	32 SKLEDAR, Ferdinand
7	40	16,51	2,4228	36,5655	52,24	14 BRENNER, Georg
8	34	14,24	2,3876	36,0353	51,48	5 BUERGER, Guenter
9	45	19,56	2,3006	34,7218	49,60	36 STUECKELBERGER, Juergen
10	50	22,05	2,2676	34,2232	48,89	24 KUBEC, Andreas
11	34	15,13	2,2472	33,9156	48,45	8 HOFER, Hannes
12	41	19,45	2,1080	31,8144	45,45	31 PFEIFER, Dietmar
13	54	25,71	2,1004	31,6994	45,28	10 HOFER, Peter
14	28	13,38	2,0927	31,5835	45,12	23 KRASSNIG, Rupert
15	54	29,51	1,8299	27,6174	39,45	50 ANKERT, Franz
16	47	28,85	1,6291	24,5873	35,12	20 HOELBLING, Roswitha
17	30	19,13	1,5682	23,6682	33,81	38 URBAN, Martin
18	43	30,00	1,4333	21,6325	30,90	15 BRUNNER, Johann
19	22	17,89	1,2297	18,5597	26,51	40 WALCH, Christian
20	37	32,62	1,1343	17,1189	24,46	27 NUSSER, Bernhard
21	25	22,16	1,1282	17,0267	24,32	33 SKLEDAR, Karoline
22	16	15,69	1,0198	15,3906	21,99	21 KLEINFERCHER, Anton
23	15	16,35	0,9174	13,8463	19,78	6 PERCHTALER, Bernhard
24	14	16,37	0,8552	12,9074	18,44	9 HOFER, Johannes
25	24	29,33	0,8183	12,3497	17,64	34 WRATSCHKO, Daniel
26	17	21,18	0,8026	12,1138	17,31	30 TRUSKALLER, Werner
27	14	25,21	0,5553	8,3814	11,97	48 GRUBER, Thomas
28	15	31,96	0,4693	7,0834	10,12	18 EGGELE, Manuela
29	0	18,65	0,0000	0,0000	0,00	16 BURGER, Wilfried
30	0	32,14	0,0000	0,0000	0,00	35 PIRKER, Christian
31	0	16,85	0,0000	0,0000	0,00	37 NEUHOLD, Guenther
32	0	22,33	0,0000	0,0000	0,00	47 FAUSTMANN, Robert

# PRODUCTION -- Overall Stage Results

## OFFENE IPSC-LM KAERNTEN 2009

Printed September 20, 2009 at 18:01



### Stage 1 -- STAGE 1

	<b>PTS</b>	<b>TIME</b>	<b>HIT FACTOR</b>	<b>STAGE POINTS</b>	<b>STAGE PERCENT</b>	<b>COMPETITOR # Name</b>
1	54	17,09	3,1597	70,0000	100,00	41 BrennerProd, Georg
2	49	16,36	2,9951	66,3528	94,79	45 MarinitschProd, Thomas
3	37	15,36	2,4089	53,3650	76,24	46 RodlerProd, Andreas
4	50	29,82	1,6767	37,1457	53,07	42 HoferProd, Hannes
5	26	22,14	1,1743	26,0161	37,17	7 JOHAM, Michael
6	20	28,87	0,6928	15,3472	21,92	44 HoferProd, Peter
7	7	26,31	0,2661	5,8942	8,42	39 VOGT, Reinhold

**OPEN -- Overall Stage Results**  
**OFFENE IPSC-LM KAERNTEN 2009**  
Printed September 20, 2009 at 18:01



**Stage 2 -- STAGE 2**

	<b>PTS</b>	<b>TIME</b>	<b>HIT FACTOR</b>	<b>STAGE POINTS</b>	<b>STAGE PERCENT</b>	<b>COMPETITOR # Name</b>
1	48	8,75	5,4857	50,0000	100,00	2 ZEINDL, Stefan
2	40	9,77	4,0942	37,3166	74,63	28 TRATTLER, Philipp
3	47	13,49	3,4841	31,7558	63,51	1 TRENNER, Georg
4	46	14,23	3,2326	29,4639	58,93	51 GROHMANN, KlausPeter
5	48	16,22	2,9593	26,9729	53,95	11 JELINEK, Josef
6	29	15,55	1,8650	16,9983	34,00	3 WILDMANN, Karin

**STANDARD -- Overall Stage Results****OFFENE IPSC-LM KAERNTEN 2009**

Printed September 20, 2009 at 18:01


**Stage 2 -- STAGE 2**

	<b>PTS</b>	<b>TIME</b>	<b>HIT FACTOR</b>	<b>STAGE POINTS</b>	<b>STAGE PERCENT</b>	<b>COMPETITOR # Name</b>
1	46	11,57	3,9758	50,0000	100,00	4 STETTIN, Andreas
2	46	11,59	3,9689	49,9137	99,83	5 BUERGER, Guenter
3	40	11,81	3,3870	42,5947	85,19	14 BRENNER, Georg
4	44	13,36	3,2934	41,4182	82,84	40 WALCH, Christian
5	39	12,22	3,1915	40,1364	80,27	8 HOFER, Hannes
6	42	13,66	3,0747	38,6673	77,33	19 GRAYER, Reinhold
7	44	14,65	3,0034	37,7712	75,54	33 SKLEDAR, Karoline
8	38	13,86	2,7417	34,4799	68,96	30 TRUSKALLER, Werner
9	40	14,88	2,6882	33,8067	67,61	36 STUECKELBERGER, Juergen
10	30	11,96	2,5084	31,5454	63,09	25 MARINITSCH, Thomas
11	44	18,04	2,4390	30,6734	61,35	47 FAUSTMANN, Robert
12	29	11,97	2,4227	30,4684	60,94	16 BURGER, Wilfried
13	36	14,98	2,4032	30,2229	60,45	38 URBAN, Martin
14	34	14,36	2,3677	29,7762	59,55	37 NEUHOLD, Guenther
15	27	11,72	2,3038	28,9722	57,94	22 KOCH, Wolfgang
16	31	13,91	2,2286	28,0272	56,05	29 RODLER, Andreas
17	28	12,73	2,1995	27,6615	55,32	21 KLEINFERCHER, Anton
18	31	14,39	2,1543	27,0923	54,18	31 PFEIFER, Dietmar
19	40	18,77	2,1311	26,8004	53,60	50 ANKERT, Franz
20	38	18,25	2,0822	26,1858	52,37	32 SKLEDAR, Ferdinand
21	31	15,30	2,0261	25,4810	50,96	34 WRATSCHKO, Daniel
22	29	16,58	1,7491	21,9968	43,99	24 KUBEC, Andreas
23	38	23,03	1,6500	20,7508	41,50	35 PIRKER, Christian
24	25	15,40	1,6234	20,4157	40,83	9 HOFER, Johannes
25	27	17,84	1,5135	19,0333	38,07	27 NUSSER, Bernhard
26	29	20,20	1,4356	18,0548	36,11	48 GRUBER, Thomas
27	27	18,95	1,4248	17,9184	35,84	23 KRASSNIG, Rupert
28	25	19,43	1,2867	16,1813	32,36	20 HOELBLING, Roswitha
29	21	30,37	0,6915	8,6960	17,39	18 EGGELER, Manuela
30	12	18,79	0,6386	8,0316	16,06	15 BRUNNER, Johann
31	14	22,44	0,6239	7,8460	15,69	10 HOFER, Peter
32	0	11,58	0,0000	0,0000	0,00	6 PERCHTALER, Bernhard

# PRODUCTION -- Overall Stage Results

## OFFENE IPSC-LM KAERNTEN 2009

Printed September 20, 2009 at 18:01



### Stage 2 -- STAGE 2

	<b>PTS</b>	<b>TIME</b>	<b>HIT FACTOR</b>	<b>STAGE POINTS</b>	<b>STAGE PERCENT</b>	<b>COMPETITOR # Name</b>
1	44	12,22	3,6007	50,0000	100,00	42 HoferProd, Hannes
2	40	11,99	3,3361	46,3265	92,65	41 BrennerProd, Georg
3	36	12,18	2,9557	41,0434	82,09	45 MarinitschProd, Thomas
4	34	17,94	1,8952	26,3175	52,64	46 RodlerProd, Andreas
5	27	14,50	1,8621	25,8574	51,71	7 JOHAM, Michael
6	40	23,85	1,6771	23,2895	46,58	44 HoferProd, Peter
7	23	17,61	1,3061	18,1366	36,27	39 VOGT, Reinhold



**OPEN -- Overall Stage Results**  
**OFFENE IPSC-LM KAERNTEN 2009**  
Printed September 20, 2009 at 18:01



**Stage 3 -- STAGE 3**

	<b>PTS</b>	<b>TIME</b>	<b>HIT FACTOR</b>	<b>STAGE POINTS</b>	<b>STAGE PERCENT</b>	<b>COMPETITOR # Name</b>
1	33	4,74	6,9620	35,0000	100,00	2 ZEINDL, Stefan
2	33	6,26	5,2716	26,5016	75,72	28 TRATTLER, Philipp
3	33	9,42	3,5032	17,6115	50,32	3 WILDMANN, Karin
4	34	10,40	3,2692	16,4353	46,96	1 TRENNER, Georg
5	34	18,85	1,8037	9,0678	25,91	11 JELINEK, Josef
6	33	22,52	1,4654	7,3668	21,05	51 GROHMANN, KlausPeter

**STANDARD -- Overall Stage Results****OFFENE IPSC-LM KAERNTEN 2009**

Printed September 20, 2009 at 18:01

**Stage 3 -- STAGE 3**

	<b>PTS</b>	<b>TIME</b>	<b>HIT FACTOR</b>	<b>STAGE POINTS</b>	<b>STAGE PERCENT</b>	<b>COMPETITOR # Name</b>
1	34	5,81	5,8520	35,0000	100,00	4 STETTIN, Andreas
2	35	8,00	4,3750	26,1664	74,76	14 BRENNER, Georg
3	32	7,57	4,2272	25,2825	72,24	8 HOFER, Hannes
4	31	7,50	4,1333	24,7210	70,63	21 KLEINFERCHER, Anton
5	34	8,36	4,0670	24,3242	69,50	29 RODLER, Andreas
6	33	9,57	3,4483	20,6237	58,92	22 KOCH, Wolfgang
7	33	9,75	3,3846	20,2430	57,84	36 STUECKELBERGER, Juergen
8	35	11,27	3,1056	18,5742	53,07	31 PFEIFER, Dietmar
9	34	11,55	2,9437	17,6061	50,30	16 BURGER, Wilfried
10	31	11,03	2,8105	16,8094	48,03	24 KUBEC, Andreas
11	33	11,86	2,7825	16,6416	47,55	33 SKLEDAR, Karoline
12	31	11,30	2,7434	16,4077	46,88	35 PIRKER, Christian
13	33	12,34	2,6742	15,9943	45,70	38 URBAN, Martin
14	27	10,52	2,5665	15,3502	43,86	19 GRAYER, Reinhold
15	35	13,89	2,5198	15,0706	43,06	25 MARINITSCH, Thomas
16	31	12,60	2,4603	14,7149	42,04	32 SKLEDAR, Ferdinand
17	21	8,79	2,3891	14,2888	40,83	37 NEUHOLD, Guenther
18	20	8,70	2,2989	13,7492	39,28	5 BUERGER, Guenter
19	21	10,58	1,9849	11,8713	33,92	30 TRUSKALLER, Werner
20	29	14,68	1,9755	11,8151	33,76	6 PERCHTALER, Bernhard
21	29	15,10	1,9205	11,4865	32,82	15 BRUNNER, Johann
22	33	17,33	1,9042	11,3889	32,54	20 HOELBLING, Roswitha
23	18	9,54	1,8868	11,2847	32,24	9 HOFER, Johannes
24	27	14,42	1,8724	11,1986	32,00	47 FAUSTMANN, Robert
25	35	19,33	1,8107	10,8293	30,94	23 KRASSNIG, Rupert
26	31	19,91	1,5570	9,3123	26,61	34 WRATSCHKO, Daniel
27	16	13,50	1,1852	7,0885	20,25	50 ANKERT, Franz
28	33	30,46	1,0834	6,4796	18,51	18 EGgeler, Manuela
29	18	19,40	0,9278	5,5493	15,86	10 HOFER, Peter
30	5	11,41	0,4382	2,6209	7,49	40 WALCH, Christian
31	5	12,01	0,4163	2,4900	7,11	27 NUSSER, Bernhard
32	1	19,82	0,0505	0,3018	0,86	48 GRUBER, Thomas

# PRODUCTION -- Overall Stage Results

## OFFENE IPSC-LM KAERNTEN 2009

Printed September 20, 2009 at 18:01



### Stage 3 -- STAGE 3

	<b>PTS</b>	<b>TIME</b>	<b>HIT FACTOR</b>	<b>STAGE POINTS</b>	<b>STAGE PERCENT</b>	<b>COMPETITOR # Name</b>
1	33	7,45	4,4295	35,0000	100,00	45 MarinitzschProd, Thomas
2	33	10,67	3,0928	24,4377	69,82	41 BrennerProd, Georg
3	31	13,78	2,2496	17,7755	50,79	44 HoferProd, Peter
4	33	15,65	2,1086	16,6613	47,60	46 RodlerProd, Andreas
5	16	8,85	1,8079	14,2852	40,81	42 HoferProd, Hannes
6	18	12,90	1,3953	11,0254	31,50	7 JOHAM, Michael
7	33	26,95	1,2245	9,6753	27,64	39 VOGT, Reinhold

**OPEN -- Overall Stage Results**  
**OFFENE IPSC-LM KAERNTEN 2009**  
Printed September 20, 2009 at 18:01



**Stage 4 -- STAGE 4**

	<b>PTS</b>	<b>TIME</b>	<b>HIT FACTOR</b>	<b>STAGE POINTS</b>	<b>STAGE PERCENT</b>	<b>COMPETITOR # Name</b>
1	136	24,17	5,6268	160,0000	100,00	2 ZEINDL, Stefan
2	130	27,34	4,7549	135,2081	84,51	28 TRATTLER, Philipp
3	110	28,68	3,8354	109,0614	68,16	11 JELINEK, Josef
4	122	36,25	3,3655	95,6995	59,81	1 TRENNER, Georg
5	107	35,65	3,0014	85,3458	53,34	3 WILDMANN, Karin
6	144	57,17	2,5188	71,6229	44,76	51 GROHMANN, KlausPeter

**STANDARD -- Overall Stage Results****OFFENE IPSC-LM KAERNTEN 2009**

Printed September 20, 2009 at 18:01


**Stage 4 -- STAGE 4**

	<b>PTS</b>	<b>TIME</b>	<b>HIT FACTOR</b>	<b>STAGE POINTS</b>	<b>STAGE PERCENT</b>	<b>COMPETITOR # Name</b>
1	153	34,33	4,4567	160,0000	100,00	4 STETTIN, Andreas
2	149	35,16	4,2378	152,1387	95,09	8 HOFER, Hannes
3	140	36,58	3,8272	137,4000	85,87	14 BRENNER, Georg
4	136	40,82	3,3317	119,6102	74,76	23 KRASSNIG, Rupert
5	138	43,13	3,1996	114,8688	71,79	30 TRUSKALLER, Werner
6	117	37,27	3,1393	112,7013	70,44	21 KLEINFERCHER, Anton
7	151	49,33	3,0610	109,8925	68,68	25 MARINITSCH, Thomas
8	131	43,02	3,0451	109,3209	68,33	24 KUBEC, Andreas
9	115	38,01	3,0255	108,6181	67,89	35 PIRKER, Christian
10	104	35,13	2,9604	106,2815	66,43	22 KOCH, Wolfgang
11	134	46,53	2,8799	103,3889	64,62	38 URBAN, Martin
12	107	37,44	2,8579	102,6007	64,13	40 WALCH, Christian
13	111	41,91	2,6485	95,0841	59,43	34 WRATSCHKO, Daniel
14	134	53,68	2,4963	89,6179	56,01	27 NUSSER, Bernhard
15	99	40,19	2,4633	88,4341	55,27	19 GRAYER, Reinhold
16	138	56,16	2,4573	88,2174	55,14	33 SKLEDAR, Karoline
17	100	42,25	2,3669	84,9720	53,11	36 STUECKELBERGER, Juergen
18	85	36,26	2,3442	84,1576	52,60	16 BURGER, Wilfried
19	142	61,29	2,3169	83,1766	51,99	20 HOELBLING, Roswitha
20	98	42,65	2,2978	82,4915	51,56	29 RODLER, Andreas
21	101	45,13	2,2380	80,3449	50,22	37 NEUHOLD, Guenther
22	93	45,28	2,0539	73,7359	46,08	31 PFEIFER, Dietmar
23	132	65,10	2,0276	72,7940	45,50	15 BRUNNER, Johann
24	70	35,19	1,9892	71,4136	44,63	6 PERCHTALER, Bernhard
25	92	47,65	1,9307	69,3150	43,32	32 SKLEDAR, Ferdinand
26	77	42,62	1,8067	64,8604	40,54	9 HOFER, Johannes
27	60	33,79	1,7757	63,7478	39,84	5 BUERGER, Guenter
28	92	65,81	1,3980	50,1878	31,37	48 GRUBER, Thomas
29	91	69,84	1,3030	46,7778	29,24	47 FAUSTMANN, Robert
30	98	75,52	1,2977	46,5872	29,12	10 HOFER, Peter
31	91	98,76	0,9214	33,0798	20,67	18 EGGELER, Manuela
32	42	66,36	0,6329	22,7219	14,20	50 ANKERT, Franz

# PRODUCTION -- Overall Stage Results

## OFFENE IPSC-LM KAERNTEN 2009

Printed September 20, 2009 at 18:01



### Stage 4 -- STAGE 4

	<b>PTS</b>	<b>TIME</b>	<b>HIT FACTOR</b>	<b>STAGE POINTS</b>	<b>STAGE PERCENT</b>	<b>COMPETITOR # Name</b>
1	146	36,52	3,9978	160,0000	100,00	41 BrennerProd, Georg
2	129	39,99	3,2258	129,1030	80,69	45 MarinitschProd, Thomas
3	111	35,70	3,1092	124,4379	77,77	42 HoferProd, Hannes
4	127	48,68	2,6089	104,4122	65,26	7 JOHAM, Michael
5	98	38,98	2,5141	100,6195	62,89	46 RodlerProd, Andreas
6	93	57,40	1,6202	64,8439	40,53	39 VOGT, Reinhold
7	95	84,27	1,1273	45,1179	28,20	44 HoferProd, Peter

**OPEN -- Overall Stage Results**  
**OFFENE IPSC-LM KAERNTEN 2009**  
Printed September 20, 2009 at 18:01



**Stage 5 -- STAGE 5 ONE HAND**

	<b>PTS</b>	<b>TIME</b>	<b>HIT FACTOR</b>	<b>STAGE POINTS</b>	<b>STAGE PERCENT</b>	<b>COMPETITOR # Name</b>
1	58	8,47	6,8477	60,0000	100,00	2 ZEINDL, Stefan
2	56	9,41	5,9511	52,1441	86,91	11 JELINEK, Josef
3	50	8,59	5,8207	51,0016	85,00	28 TRATTLER, Philipp
4	57	10,92	5,2198	45,7361	76,23	51 GROHMANN, KlausPeter
5	55	11,97	4,5948	40,2601	67,10	1 TRENNER, Georg
6	41	18,10	2,2652	19,8478	33,08	3 WILDMANN, Karin

**STANDARD -- Overall Stage Results****OFFENE IPSC-LM KAERNTEN 2009**

Printed September 20, 2009 at 18:01

**Stage 5 -- STAGE 5 ONE HAND**


	<b>PTS</b>	<b>TIME</b>	<b>HIT FACTOR</b>	<b>STAGE POINTS</b>	<b>STAGE PERCENT</b>	<b>COMPETITOR # Name</b>
1	58	9,28	6,2500	60,0000	100,00	25 MARINITSCH, Thomas
2	56	10,54	5,3131	51,0057	85,01	8 HOFER, Hannes
3	48	9,06	5,2980	50,8609	84,77	19 GRAYER, Reinhold
4	48	9,77	4,9130	47,1648	78,61	14 BRENNER, Georg
5	44	9,09	4,8405	46,4687	77,45	23 KRASSNIG, Rupert
6	59	12,29	4,8007	46,0863	76,81	21 KLEINFERCHER, Anton
7	52	11,28	4,6099	44,2553	73,76	22 KOCH, Wolfgang
8	57	12,60	4,5238	43,4286	72,38	31 PFEIFER, Dietmar
9	48	12,13	3,9571	37,9885	63,31	37 NEUHOLD, Guenther
10	34	8,77	3,8769	37,2178	62,03	5 BUERGER, Guenter
11	44	11,56	3,8062	36,5398	60,90	36 STUECKELBERGER, Juergen
12	54	14,19	3,8055	36,5328	60,89	38 URBAN, Martin
13	56	15,25	3,6721	35,2525	58,75	47 FAUSTMANN, Robert
14	54	15,31	3,5271	33,8602	56,43	32 SKLEDAR, Ferdinand
15	42	12,15	3,4568	33,1852	55,31	29 RODLER, Andreas
16	54	16,52	3,2688	31,3801	52,30	33 SKLEDAR, Karoline
17	48	15,12	3,1746	30,4762	50,79	15 BRUNNER, Johann
18	48	15,25	3,1475	30,2164	50,36	9 HOFER, Johannes
19	23	7,75	2,9677	28,4903	47,48	4 STETTIN, Andreas
20	42	15,06	2,7888	26,7729	44,62	34 WRATSCHKO, Daniel
21	56	20,88	2,6820	25,7471	42,91	18 EGGELER, Manuela
22	46	17,70	2,5989	24,9492	41,58	16 BURGER, Wilfried
23	29	11,66	2,4871	23,8765	39,79	40 WALCH, Christian
24	58	23,58	2,4597	23,6132	39,36	50 ANKERT, Franz
25	44	18,51	2,3771	22,8201	38,03	24 KUBEC, Andreas
26	42	19,63	2,1396	20,5400	34,23	10 HOFER, Peter
27	40	19,13	2,0910	20,0732	33,46	27 NUSSER, Bernhard
28	44	22,45	1,9599	18,8151	31,36	35 PIRKER, Christian
29	29	21,66	1,3389	12,8532	21,42	20 HOELBLING, Roswitha
30	5	9,36	0,5342	5,1282	8,55	6 PERCHTALER, Bernhard
31	0	11,94	0,0000	0,0000	0,00	48 GRUBER, Thomas
32	0	0,00	0,0000	0,0000	0,00	30 TRUSKALLER, Werner



# PRODUCTION -- Overall Stage Results

## OFFENE IPSC-LM KAERNTEN 2009

Printed September 20, 2009 at 18:01



### Stage 5 -- STAGE 5 ONE HAND

	<b>PTS</b>	<b>TIME</b>	<b>HIT FACTOR</b>	<b>STAGE POINTS</b>	<b>STAGE PERCENT</b>	<b>COMPETITOR # Name</b>
1	44	10,55	4,1706	60,0000	100,00	46 RodlerProd, Andreas
2	44	11,23	3,9181	56,3669	93,94	42 HoferProd, Hannes
3	52	14,14	3,6775	52,9060	88,18	39 VOGT, Reinhold
4	44	13,45	3,2714	47,0632	78,44	7 JOHAM, Michael
5	35	11,80	2,9661	42,6714	71,12	41 BrennerProd, Georg
6	24	9,71	2,4717	35,5585	59,26	45 MarinitschProd, Thomas
7	52	24,14	2,1541	30,9897	51,65	44 HoferProd, Peter

# OPEN -- Overall Stage Results

## OFFENE IPSC-LM KAERNTEN 2009

Printed September 20, 2009 at 18:01



### Stage 6 -- STAGE 6 THE BARRICADE

	<b>PTS</b>	<b>TIME</b>	<b>HIT FACTOR</b>	<b>STAGE POINTS</b>	<b>STAGE PERCENT</b>	<b>COMPETITOR # Name</b>
1	40	5,67	7,0547	40,0000	100,00	2 ZEINDL, Stefan
2	38	6,27	6,0606	34,3636	85,91	11 JELINEK, Josef
3	34	7,74	4,3928	24,9070	62,27	1 TRENNER, Georg
4	32	9,62	3,3264	18,8607	47,15	28 TRATTLER, Philipp
5	21	7,00	3,0000	17,0100	42,52	51 GROHMANN, KlausPeter
6	18	12,00	1,5000	8,5050	21,26	3 WILDMANN, Karin

**STANDARD -- Overall Stage Results****OFFENE IPSC-LM KAERNTEN 2009**

Printed September 20, 2009 at 18:01


**Stage 6 -- STAGE 6 THE BARRICADE**

	<b>PTS</b>	<b>TIME</b>	<b>HIT FACTOR</b>	<b>STAGE POINTS</b>	<b>STAGE PERCENT</b>	<b>COMPETITOR # Name</b>
1	39	5,12	7,6172	40,0000	100,00	4 STETTIN, Andreas
2	34	5,17	6,5764	34,5345	86,34	5 BUERGER, Guenter
3	37	6,11	6,0556	31,7999	79,50	8 HOFER, Hannes
4	38	6,41	5,9282	31,1308	77,83	29 RODLER, Andreas
5	37	6,42	5,7632	30,2644	75,66	16 BURGER, Wilfried
6	39	7,14	5,4622	28,6835	71,71	31 PFEIFER, Dietmar
7	36	6,67	5,3973	28,3428	70,86	14 BRENNER, Georg
8	34	6,51	5,2227	27,4261	68,57	22 KOCH, Wolfgang
9	37	7,20	5,1389	26,9858	67,46	21 KLEINFERCHER, Anton
10	38	7,89	4,8162	25,2913	63,23	40 WALCH, Christian
11	35	7,37	4,7490	24,9382	62,35	25 MARINITSCH, Thomas
12	38	8,20	4,6341	24,3352	60,84	37 NEUHOLD, Guenther
13	36	7,80	4,6154	24,2367	60,59	36 STUECKELBERGER, Juergen
14	40	9,40	4,2553	22,3459	55,86	33 SKLEDAR, Karoline
15	28	7,89	3,5488	18,6357	46,59	23 KRASSNIG, Rupert
16	24	7,11	3,3755	17,7258	44,31	34 WRATSCHKO, Daniel
17	38	11,32	3,3569	17,6280	44,07	47 FAUSTMANN, Robert
18	36	11,11	3,2403	17,0159	42,54	24 KUBEC, Andreas
19	38	11,85	3,2068	16,8396	42,10	20 HOELBLING, Roswitha
20	32	10,13	3,1589	16,5885	41,47	32 SKLEDAR, Ferdinand
21	36	12,25	2,9388	15,4323	38,58	30 TRUSKALLER, Werner
22	34	12,48	2,7244	14,3064	35,77	15 BRUNNER, Johann
23	32	12,38	2,5848	13,5736	33,93	27 NUSSER, Bernhard
24	28	11,60	2,4138	12,6755	31,69	10 HOFER, Peter
25	30	12,81	2,3419	12,2981	30,75	9 HOFER, Johannes
26	17	7,43	2,2880	12,0150	30,04	19 GRAYER, Reinhold
27	32	16,78	1,9070	10,0144	25,04	50 ANKERT, Franz
28	36	18,89	1,9058	10,0077	25,02	35 PIRKER, Christian
29	36	21,32	1,6886	8,8671	22,17	18 EGGELER, Manuela
30	13	8,62	1,5081	7,9196	19,80	38 URBAN, Martin
31	13	12,81	1,0148	5,3292	13,32	6 PERCHTALER, Bernhard
32	0	9,85	0,0000	0,0000	0,00	48 GRUBER, Thomas

# PRODUCTION -- Overall Stage Results

## OFFENE IPSC-LM KAERNTEN 2009

Printed September 20, 2009 at 18:01



### Stage 6 -- STAGE 6 THE BARRICADE

	<b>PTS</b>	<b>TIME</b>	<b>HIT FACTOR</b>	<b>STAGE POINTS</b>	<b>STAGE PERCENT</b>	<b>COMPETITOR # Name</b>
1	38	6,69	5,6801	40,0000	100,00	45 MarinitschProd, Thomas
2	32	6,73	4,7548	33,4840	83,71	42 HoferProd, Hannes
3	34	9,96	3,4137	24,0393	60,10	41 BrennerProd, Georg
4	30	12,12	2,4752	17,4310	43,58	39 VOGT, Reinhold
5	36	14,72	2,4457	17,2225	43,06	7 JOHAM, Michael
6	15	8,29	1,8094	12,7420	31,86	46 RodlerProd, Andreas
7	34	26,63	1,2768	8,9910	22,48	44 HoferProd, Peter

**OPEN -- Overall Stage Results**  
**OFFENE IPSC-LM KAERNTEN 2009**  
Printed September 20, 2009 at 18:01



**Stage 7 -- STAGE 7 THE WALL**

	<b>PTS</b>	<b>TIME</b>	<b>HIT FACTOR</b>	<b>STAGE POINTS</b>	<b>STAGE PERCENT</b>	<b>COMPETITOR # Name</b>
1	62	9,53	6,5058	65,0000	100,00	2 ZEINDL, Stefan
2	61	9,46	6,4482	64,4248	99,12	28 TRATTLER, Philipp
3	57	10,04	5,6773	56,7225	87,27	11 JELINEK, Josef
4	56	11,10	5,0450	50,4057	77,55	3 WILDMANN, Karin
5	62	15,19	4,0816	40,7801	62,74	1 TRENNER, Georg
6	42	10,91	3,8497	38,4626	59,17	51 GROHMANN, KlausPeter

**STANDARD -- Overall Stage Results****OFFENE IPSC-LM KAERNTEN 2009**

Printed September 20, 2009 at 18:01


**Stage 7 -- STAGE 7 THE WALL**

	<b>PTS</b>	<b>TIME</b>	<b>HIT FACTOR</b>	<b>STAGE POINTS</b>	<b>STAGE PERCENT</b>	<b>COMPETITOR # Name</b>
1	55	9,48	5,8017	65,0000	100,00	4 STETTIN, Andreas
2	57	10,22	5,5773	62,4860	96,13	5 BUERGER, Guenter
3	54	10,57	5,1088	57,2371	88,06	25 MARINITSCH, Thomas
4	58	11,41	5,0833	56,9510	87,62	21 KLEINFERCHER, Anton
5	57	11,24	5,0712	56,8156	87,41	14 BRENNER, Georg
6	62	12,24	5,0654	56,7505	87,31	31 PFEIFER, Dietmar
7	63	13,74	4,5852	51,3704	79,03	40 WALCH, Christian
8	57	12,48	4,5673	51,1705	78,72	16 BURGER, Wilfried
9	49	12,12	4,0429	45,2952	69,68	30 TRUSKALLER, Werner
10	53	13,33	3,9760	44,5456	68,53	29 RODLER, Andreas
11	55	14,30	3,8462	43,0909	66,29	33 SKLEDAR, Karoline
12	55	14,43	3,8115	42,7027	65,70	36 STUECKELBERGER, Juergen
13	45	11,81	3,8103	42,6896	65,68	22 KOCH, Wolfgang
14	61	16,55	3,6858	41,2944	63,53	15 BRUNNER, Johann
15	34	9,59	3,5454	39,7209	61,11	8 HOFER, Hannes
16	42	12,12	3,4653	38,8245	59,73	19 GRAYER, Reinhold
17	53	15,88	3,3375	37,3925	57,53	47 FAUSTMANN, Robert
18	59	18,65	3,1635	35,4431	54,53	20 HOELBLING, Roswitha
19	39	13,01	2,9977	33,5851	51,67	23 KRASSNIG, Rupert
20	47	15,74	2,9860	33,4543	51,47	35 PIRKER, Christian
21	40	13,72	2,9155	32,6637	50,25	34 WRATSCHKO, Daniel
22	51	17,62	2,8944	32,4282	49,89	32 SKLEDAR, Ferdinand
23	36	13,19	2,7293	30,5785	47,04	38 URBAN, Martin
24	36	13,86	2,5974	29,1004	44,77	24 KUBEC, Andreas
25	55	21,27	2,5858	28,9704	44,57	10 HOFER, Peter
26	27	12,13	2,2259	24,9380	38,37	37 NEUHOLD, Guenther
27	28	13,69	2,0453	22,9147	35,25	9 HOFER, Johannes
28	19	10,74	1,7691	19,8202	30,49	6 PERCHTALER, Bernhard
29	6	21,16	0,2836	3,1768	4,89	50 ANKERT, Franz
30	6	22,12	0,2712	3,0390	4,68	48 GRUBER, Thomas
31	0	16,96	0,0000	0,0000	0,00	27 NUSSER, Bernhard
32	0	29,82	0,0000	0,0000	0,00	18 EGgeler, Manuela

# PRODUCTION -- Overall Stage Results

## OFFENE IPSC-LM KAERNTEN 2009

Printed September 20, 2009 at 18:01



### Stage 7 -- STAGE 7 THE WALL

	<b>PTS</b>	<b>TIME</b>	<b>HIT FACTOR</b>	<b>STAGE POINTS</b>	<b>STAGE PERCENT</b>	<b>COMPETITOR # Name</b>
1	55	11,02	4,9909	65,0000	100,00	42 HoferProd, Hannes
2	59	14,62	4,0356	52,5578	80,86	45 MarinitschProd, Thomas
3	35	9,63	3,6345	47,3341	72,82	41 BrennerProd, Georg
4	47	14,38	3,2684	42,5668	65,49	46 RodlerProd, Andreas
5	63	23,62	2,6672	34,7370	53,44	44 HoferProd, Peter
6	45	17,21	2,6148	34,0537	52,39	39 VOGT, Reinhold
7	42	16,10	2,6087	33,9747	52,27	7 JOHAM, Michael

**OPEN -- Overall Stage Results**  
**OFFENE IPSC-LM KAERNTEN 2009**  
Printed September 20, 2009 at 18:01



**Stage 8 -- STAGE 8 THE LONG WAY**

	<b>PTS</b>	<b>TIME</b>	<b>HIT FACTOR</b>	<b>STAGE POINTS</b>	<b>STAGE PERCENT</b>	<b>COMPETITOR # Name</b>
1	126	15,23	8,2731	135,0000	100,00	2 ZEINDL, Stefan
2	125	16,04	7,7930	127,1654	94,20	28 TRATTLER, Philipp
3	128	22,30	5,7399	93,6630	69,38	11 JELINEK, Josef
4	119	21,59	5,5118	89,9410	66,62	3 WILDMANN, Karin
5	118	21,98	5,3685	87,6027	64,89	1 TRENNER, Georg
6	99	32,76	3,0220	49,3122	36,53	51 GROHMANN, KlausPeter



**STANDARD -- Overall Stage Results****OFFENE IPSC-LM KAERNTEN 2009**

Printed September 20, 2009 at 18:01


**Stage 8 -- STAGE 8 THE LONG WAY**

	<b>PTS</b>	<b>TIME</b>	<b>HIT FACTOR</b>	<b>STAGE POINTS</b>	<b>STAGE PERCENT</b>	<b>COMPETITOR # Name</b>
1	132	21,97	6,0082	135,0000	100,00	25 MARINITSCH, Thomas
2	109	18,17	5,9989	134,7912	99,85	4 STETTIN, Andreas
3	124	20,98	5,9104	132,8024	98,37	8 HOFER, Hannes
4	128	22,94	5,5798	125,3737	92,87	21 KLEINFERCHER, Anton
5	109	20,21	5,3934	121,1853	89,77	22 KOCH, Wolfgang
6	124	23,31	5,3196	119,5279	88,54	29 RODLER, Andreas
7	126	24,51	5,1408	115,5093	85,56	16 BURGER, Wilfried
8	124	24,36	5,0903	114,3758	84,72	31 PFEIFER, Dietmar
9	119	24,27	4,9032	110,1709	81,61	40 WALCH, Christian
10	108	22,09	4,8891	109,8545	81,37	5 BUERGER, Guenter
11	121	25,96	4,6610	104,7299	77,58	36 STUECKELBERGER, Juergen
12	117	25,93	4,5121	101,3849	75,10	14 BRENNER, Georg
13	129	28,69	4,4963	101,0297	74,84	33 SKLEDAR, Karoline
14	111	25,77	4,3073	96,7829	71,69	23 KRASSNIG, Rupert
15	127	29,75	4,2689	95,9194	71,05	32 SKLEDAR, Ferdinand
16	105	26,08	4,0261	90,4631	67,01	38 URBAN, Martin
17	95	26,45	3,5917	80,7027	59,78	19 GRAYER, Reinhold
18	106	29,66	3,5738	80,3017	59,48	30 TRUSKALLER, Werner
19	98	28,65	3,4206	76,8584	56,93	37 NEUHOLD, Guenther
20	100	29,32	3,4106	76,6348	56,77	27 NUSSER, Bernhard
21	98	29,04	3,3747	75,8262	56,17	35 PIRKER, Christian
22	90	27,12	3,3186	74,5663	55,23	34 WRATSCHKO, Daniel
23	115	38,06	3,0215	67,8921	50,29	47 FAUSTMANN, Robert
24	121	40,16	3,0129	67,6989	50,15	20 HOELBLING, Roswitha
25	88	30,20	2,9139	65,4735	48,50	24 KUBEC, Andreas
26	115	39,70	2,8967	65,0874	48,21	15 BRUNNER, Johann
27	101	38,00	2,6579	59,7211	44,24	48 GRUBER, Thomas
28	76	32,25	2,3566	52,9510	39,22	10 HOFER, Peter
29	109	49,23	2,2141	49,7492	36,85	50 ANKERT, Franz
30	101	45,64	2,2130	49,7239	36,83	18 EGGELER, Manuela
31	40	21,07	1,8984	42,6565	31,60	6 PERCHTALER, Bernhard
32	68	38,46	1,7681	39,7273	29,43	9 HOFER, Johannes

# PRODUCTION -- Overall Stage Results

## OFFENE IPSC-LM KAERNTEN 2009

Printed September 20, 2009 at 18:01



### Stage 8 -- STAGE 8 THE LONG WAY

	<b>PTS</b>	<b>TIME</b>	<b>HIT FACTOR</b>	<b>STAGE POINTS</b>	<b>STAGE PERCENT</b>	<b>COMPETITOR # Name</b>
1	121	20,26	5,9724	135,0000	100,00	42 HoferProd, Hannes
2	117	21,08	5,5503	125,4594	92,93	41 BrennerProd, Georg
3	119	21,65	5,4965	124,2444	92,03	45 MarinitschProd, Thomas
4	127	24,12	5,2653	119,0184	88,16	46 RodlerProd, Andreas
5	123	36,17	3,4006	76,8678	56,94	39 VOGT, Reinhold
6	108	32,50	3,3231	75,1153	55,64	7 JOHAM, Michael
7	121	71,48	1,6928	38,2639	28,34	44 HoferProd, Peter

# Score Verification By Competitor

## OFFENE IPSC-LM KAERNTEN 2009

Printed September 20, 2009 at 18:07



**1 TRENNER, Georg**                      **DIV:** O    **CLASS:** C    **FACTOR:** Maj    **CATEGORY:**

STG	FACTOR	PTS	A	B	C	D	-20%	MI	PT	PE	OT	Time
1	1,1198	20	6	0	5	0		3	0	0		17,86
2	3,4841	47	7	0	3	0		0	0	0		13,49
3	3,2692	34	6	0	1	0		0	0	0		10,40
4	3,3655	122	16	0	11	4		1	0	0		36,25
5	4,5948	55	9	0	2	1		0	0	0		11,97
6	4,3928	34	4	0	3	1		0	0	0		7,74
7	4,0816	62	10	0	3	0		0	0	0		15,19
8	5,3685	118	16	0	8	3		0	0	0		21,98

**2 ZEINDL, Stefan**                      **DIV:** O    **CLASS:** M    **FACTOR:** Maj    **CATEGORY:**

STG	FACTOR	PTS	A	B	C	D	-20%	MI	PT	PE	OT	Time
1	4,7397	61	7	0	6	1		0	0	0		12,87
2	5,4857	48	8	0	2	0		0	0	0		8,75
3	6,9620	33	5	0	2	0		0	0	0		4,74
4	5,6268	136	22	0	9	0		1	0	0		24,17
5	6,8477	58	10	0	2	0		0	0	0		8,47
6	7,0547	40	8	0	0	0		0	0	0		5,67
7	6,5058	62	10	0	3	0		0	0	0		9,53
8	8,2731	126	18	0	9	0		0	0	0		15,23

**3 WILDMANN, Karin**                      **DIV:** O    **CLASS:**    **FACTOR:** Maj    **CATEGORY:** L

STG	FACTOR	PTS	A	B	C	D	-20%	MI	PT	PE	OT	Time
1	2,0374	48	8	0	4	1		1	0	0		23,56
2	1,8650	29	5	0	3	1		1	0	0		15,55
3	3,5032	33	5	0	2	0		0	0	0		9,42
4	3,0014	107	17	0	8	5		2	0	0		35,65
5	2,2652	41	7	0	4	0		1	0	0		18,10
6	1,5000	18	4	0	1	2		1	0	0		12,00
7	5,0450	56	6	0	6	1		0	0	0		11,10
8	5,5118	119	17	0	7	3		0	0	0		21,59

# Score Verification By Competitor

## OFFENE IPSC-LM KAERNTEN 2009

Printed September 20, 2009 at 18:07



**4 STETTIN, Andreas**                      **DIV:** S    **CLASS:** GM   **FACTOR:** Maj    **CATEGORY:**

STG	FACTOR	PTS	A	B	C	D	-20%	MI	PT	PE	OT	Time
1	4,6381	66	10	0	4	0		0	0	0		14,23
2	3,9758	46	8	0	1	1		0	0	0		11,57
3	5,8520	34	6	0	1	0		0	0	0		5,81
4	4,4567	153	27	0	4	1		0	0	0		34,33
5	2,9677	23	5	0	4	1		2	0	0		7,75
6	7,6172	39	7	0	1	0		0	0	0		5,12
7	5,8017	55	7	0	4	2		0	0	0		9,48
8	5,9989	109	17	0	8	1		1	0	0		18,17

**5 BUERGER, Guenter**                      **DIV:** S    **CLASS:**    **FACTOR:** Maj    **CATEGORY:** S

STG	FACTOR	PTS	A	B	C	D	-20%	MI	PT	PE	OT	Time
1	2,3876	34	8	0	3	1		2	0	0		14,24
2	3,9689	46	8	0	1	1		0	0	0		11,59
3	2,2989	20	6	0	0	0		1	0	0		8,70
4	1,7757	60	18	0	7	1		6	0	0		33,79
5	3,8769	34	2	0	8	1		1	0	0		8,77
6	6,5764	34	4	0	3	1		0	0	0		5,17
7	5,5773	57	7	0	5	1		0	0	0		10,22
8	4,8891	108	16	0	9	1		1	0	0		22,09

**6 PERCHTALER, Bernhard**                      **DIV:** S    **CLASS:**    **FACTOR:** Min    **CATEGORY:**

STG	FACTOR	PTS	A	B	C	D	-20%	MI	PT	PE	OT	Time
1	0,9174	15	7	0	3	1		3	0	0		16,35
2	0,0000	0	4	0	3	0		3	0	0		11,58
3	1,9755	29	5	0	1	1		0	0	0		14,68
4	1,9892	70	10	0	10	10		2	0	0		35,19
5	0,5342	5	4	0	5	0		3	0	0		9,36
6	1,0148	13	3	0	2	2		1	0	0		12,81
7	1,7691	19	5	0	4	2		2	0	0		10,74
8	1,8984	40	14	0	6	2		5	0	0		21,07



**Score Verification By Competitor****OFFENE IPSC-LM KAERNTEN 2009**

Printed September 20, 2009 at 18:07



<b>10</b>	<b>HOFER, Peter</b>	<b>DIV:</b>	S	<b>CLASS:</b>		<b>FACTOR:</b>	Min	<b>CATEGORY:</b>	SS
-----------	---------------------	-------------	---	---------------	--	----------------	-----	------------------	----

STG	FACTOR	PTS	A	B	C	D	-20%	MI	PT	PE	OT	Time
1	2,1004	54	6	0	8	0		0	0	0		25,71
2	0,6239	14	6	0	1	1		2	0	0		22,44
3	0,9278	18	5	0	1	0		1	0	0		19,40
4	1,2977	98	19	0	6	5		2	0	0		75,52
5	2,1396	42	3	0	9	0		0	0	0		19,63
6	2,4138	28	3	0	4	1		0	0	0		11,60
7	2,5858	55	8	0	5	0		0	0	0		21,27
8	2,3566	76	15	0	10	1		1	2	0		32,25

<b>11</b>	<b>JELINEK, Josef</b>	<b>DIV:</b>	O	<b>CLASS:</b>		<b>FACTOR:</b>	Maj	<b>CATEGORY:</b>	SS
-----------	-----------------------	-------------	---	---------------	--	----------------	-----	------------------	----

STG	FACTOR	PTS	A	B	C	D	-20%	MI	PT	PE	OT	Time
1	3,8362	59	7	0	5	2		0	0	0		15,38
2	2,9593	48	8	0	2	0		0	0	0		16,22
3	1,8037	34	6	0	1	0		0	0	0		18,85
4	3,8354	110	22	0	7	1		2	0	1		28,68
5	5,9511	56	10	0	1	1		0	0	0		9,41
6	6,0606	38	6	0	2	0		0	0	0		6,27
7	5,6773	57	9	0	2	2		0	0	0		10,04
8	5,7399	128	20	0	7	0		0	0	0		22,30

<b>14</b>	<b>BRENNER, Georg</b>	<b>DIV:</b>	S	<b>CLASS:</b>		<b>FACTOR:</b>	Min	<b>CATEGORY:</b>	
-----------	-----------------------	-------------	---	---------------	--	----------------	-----	------------------	--

STG	FACTOR	PTS	A	B	C	D	-20%	MI	PT	PE	OT	Time
1	2,4228	40	9	0	5	0		0	0	2		16,51
2	3,3870	40	6	0	3	1		0	0	0		11,81
3	4,3750	35	7	0	0	0		0	0	0		8,00
4	3,8272	140	25	0	4	3		0	0	0		36,58
5	4,9130	48	7	0	4	1		0	0	0		9,77
6	5,3973	36	6	0	2	0		0	0	0		6,67
7	5,0712	57	9	0	4	0		0	0	0		11,24
8	4,5121	117	19	0	7	1		0	0	0		25,93

# Score Verification By Competitor

OFFENE IPSC-LM KAERNTEN 2009

Printed September 20, 2009 at 18:07



<b>15 BRUNNER, Johann</b>	<b>DIV:</b> S	<b>CLASS:</b>	<b>FACTOR:</b> Min	<b>CATEGORY:</b> SS
---------------------------	---------------	---------------	--------------------	---------------------

STG	FACTOR	PTS	A	B	C	D	-20%	MI	PT	PE	OT	Time
1	1,4333	43	8	0	4	1		1	0	0		30,00
2	0,6386	12	6	0	0	2		2	0	0		18,79
3	1,9205	29	5	0	1	1		0	0	0		15,10
4	2,0276	132	23	0	4	5		0	0	0		65,10
5	3,1746	48	8	0	2	2		0	0	0		15,12
6	2,7244	34	5	0	3	0		0	0	0		12,48
7	3,6858	61	11	0	2	0		0	0	0		16,55
8	2,8967	115	18	0	8	1		0	0	0		39,70

<b>16 BURGER, Wilfried</b>	<b>DIV:</b> S	<b>CLASS:</b>	<b>FACTOR:</b> Maj	<b>CATEGORY:</b>
----------------------------	---------------	---------------	--------------------	------------------

STG	FACTOR	PTS	A	B	C	D	-20%	MI	PT	PE	OT	Time
1	0,0000	0	3	0	4	3		4	0	0		18,65
2	2,4227	29	5	0	3	1		1	0	0		11,97
3	2,9437	34	6	0	1	0		0	0	0		11,55
4	2,3442	85	13	0	9	7		3	0	0		36,26
5	2,5989	46	6	0	2	4		0	0	0		17,70
6	5,7632	37	5	0	3	0		0	0	0		6,42
7	4,5673	57	7	0	5	1		0	0	0		12,48
8	5,1408	126	20	0	6	1		0	0	0		24,51

<b>18 EGGELER, Manuela</b>	<b>DIV:</b> S	<b>CLASS:</b>	<b>FACTOR:</b> Min	<b>CATEGORY:</b> L
----------------------------	---------------	---------------	--------------------	--------------------

STG	FACTOR	PTS	A	B	C	D	-20%	MI	PT	PE	OT	Time
1	0,4693	15	7	0	3	1		3	0	0		31,96
2	0,6915	21	3	0	5	1		1	0	0		30,37
3	1,0834	33	6	0	1	0		0	0	0		30,46
4	0,9214	91	20	0	6	3		3	0	0		98,76
5	2,6820	56	10	0	2	0		0	0	0		20,88
6	1,6886	36	6	0	2	0		0	0	0		21,32
7	0,0000	0	5	0	2	2		4	0	0		29,82
8	2,2130	101	18	0	6	3		0	1	0		45,64

# Score Verification By Competitor

OFFENE IPSC-LM KAERNTEN 2009

Printed September 20, 2009 at 18:07



19	GRAYER, Reinhold	DIV:	S	CLASS:	FACTOR:	Min	CATEGORY:	S
----	------------------	------	---	--------	---------	-----	-----------	---

STG	FACTOR	PTS	A	B	C	D	-20%	MI	PT	PE	OT	Time
1	3,2258	56	9	0	3	2		0	0	0		17,36
2	3,0747	42	6	0	4	0		0	0	0		13,66
3	2,5665	27	5	0	0	2		0	0	0		10,52
4	2,4633	99	22	0	6	1		3	0	0		40,19
5	5,2980	48	6	0	6	0		0	0	0		9,06
6	2,2880	17	4	0	2	1		1	0	0		7,43
7	3,4653	42	8	0	4	0		1	0	0		12,12
8	3,5917	95	12	0	10	5		0	0	0		26,45

20	HOELBLING, Roswitha	DIV:	S	CLASS:	FACTOR:	Min	CATEGORY:	L
----	---------------------	------	---	--------	---------	-----	-----------	---

STG	FACTOR	PTS	A	B	C	D	-20%	MI	PT	PE	OT	Time
1	1,6291	47	10	0	2	1		1	0	0		28,85
2	1,2867	25	5	0	3	1		1	0	0		19,43
3	1,9042	33	6	0	1	0		0	0	0		17,33
4	2,3169	142	26	0	3	3		0	0	0		61,29
5	1,3389	29	8	0	3	0		1	0	1		21,66
6	3,2068	38	7	0	1	0		0	0	0		11,85
7	3,1635	59	10	0	3	0		0	0	0		18,65
8	3,0129	121	20	0	7	0		0	0	0		40,16

21	KLEINFERCHER, Anton	DIV:	S	CLASS:	FACTOR:	Maj	CATEGORY:	
----	---------------------	------	---	--------	---------	-----	-----------	--

STG	FACTOR	PTS	A	B	C	D	-20%	MI	PT	PE	OT	Time
1	1,0198	16	6	0	3	2		3	0	0		15,69
2	2,1995	28	4	0	4	1		1	0	0		12,73
3	4,1333	31	5	0	1	1		0	0	0		7,50
4	3,1393	117	21	0	7	2		2	0	0		37,27
5	4,8007	59	11	0	1	0		0	0	0		12,29
6	5,1389	37	5	0	3	0		0	0	0		7,20
7	5,0833	58	6	0	7	0		0	0	0		11,41
8	5,5798	128	22	0	4	1		0	0	0		22,94





# Score Verification By Competitor

OFFENE IPSC-LM KAERNTEN 2009

Printed September 20, 2009 at 18:07



25 MARINITSCH, Thomas                      DIV: S      CLASS:      FACTOR: Maj      CATEGORY:

STG	FACTOR	PTS	A	B	C	D	-20%	MI	PT	PE	OT	Time
1	3,3297	61	7	0	6	1		0	0	0		18,32
2	2,5084	30	6	0	2	1		1	0	0		11,96
3	2,5198	35	7	0	0	0		0	0	0		13,89
4	3,0610	151	27	0	3	2		0	0	0		49,33
5	6,2500	58	10	0	2	0		0	0	0		9,28
6	4,7490	35	5	0	2	1		0	0	0		7,37
7	5,1088	54	8	0	2	3		0	0	0		10,57
8	6,0082	132	24	0	3	0		0	0	0		21,97

27 NUSSER, Bernhard                      DIV: S      CLASS:      FACTOR: Min      CATEGORY: S

STG	FACTOR	PTS	A	B	C	D	-20%	MI	PT	PE	OT	Time
1	1,1343	37	5	0	7	1		1	0	0		32,62
2	1,5135	27	6	0	2	1		1	0	0		17,84
3	0,4163	5	5	0	0	0		2	0	0		12,01
4	2,4963	134	20	0	11	1		0	0	0		53,68
5	2,0910	40	7	0	5	0		0	0	1		19,13
6	2,5848	32	5	0	2	1		0	0	0		12,38
7	0,0000	0	5	0	4	1		3	1	0		16,96
8	3,4106	100	18	0	6	2		1	0	0		29,32

28 TRATTLER, Philipp                      DIV: O      CLASS:      FACTOR: Min      CATEGORY:

STG	FACTOR	PTS	A	B	C	D	-20%	MI	PT	PE	OT	Time
1	2,7758	39	7	0	4	2		1	0	0		14,05
2	4,0942	40	6	0	3	1		0	0	0		9,77
3	5,2716	33	6	0	1	0		0	0	0		6,26
4	4,7549	130	19	0	11	2		0	0	0		27,34
5	5,8207	50	7	0	5	0		0	0	0		8,59
6	3,3264	32	4	0	4	0		0	0	0		9,62
7	6,4482	61	12	0	0	1		0	0	0		9,46
8	7,7930	125	23	0	3	1		0	0	0		16,04

# Score Verification By Competitor

## OFFENE IPSC-LM KAERNTEN 2009

Printed September 20, 2009 at 18:07



**29 RODLER, Andreas**                      **DIV:** S    **CLASS:**            **FACTOR:** Maj    **CATEGORY:**

<b>STG</b>	<b>FACTOR</b>	<b>PTS</b>	<b>A</b>	<b>B</b>	<b>C</b>	<b>D</b>	<b>-20%</b>	<b>MI</b>	<b>PT</b>	<b>PE</b>	<b>OT</b>	<b>Time</b>
1	3,7011	53	7	0	7	0		0	0	1		14,32
2	2,2286	31	7	0	1	1		1	0	0		13,91
3	4,0670	34	6	0	1	0		0	0	0		8,36
4	2,2978	98	18	0	8	3		3	0	0		42,65
5	3,4568	42	8	0	3	0		1	0	0		12,15
6	5,9282	38	6	0	2	0		0	0	0		6,41
7	3,9760	53	5	0	6	2		0	0	0		13,33
8	5,3196	124	20	0	5	2		0	0	0		23,31

**30 TRUSKALLER, Werner**                      **DIV:** S    **CLASS:**            **FACTOR:** Min    **CATEGORY:** S

<b>STG</b>	<b>FACTOR</b>	<b>PTS</b>	<b>A</b>	<b>B</b>	<b>C</b>	<b>D</b>	<b>-20%</b>	<b>MI</b>	<b>PT</b>	<b>PE</b>	<b>OT</b>	<b>Time</b>
1	0,8026	17	8	0	2	1		3	0	0		21,18
2	2,7417	38	6	0	2	2		0	0	0		13,86
3	1,9849	21	5	0	2	0		0	1	0		10,58
4	3,1996	138	23	0	7	2		0	0	0		43,13
5	0,0000	0	0	0	0	0		0	0	0		0,00
6	2,9388	36	6	0	2	0		0	0	0		12,25
7	4,0429	49	6	0	6	1		0	0	0		12,12
8	3,5738	106	20	0	5	1		1	0	0		29,66

**31 PFEIFER, Dietmar**                      **DIV:** S    **CLASS:**            **FACTOR:** Maj    **CATEGORY:**

<b>STG</b>	<b>FACTOR</b>	<b>PTS</b>	<b>A</b>	<b>B</b>	<b>C</b>	<b>D</b>	<b>-20%</b>	<b>MI</b>	<b>PT</b>	<b>PE</b>	<b>OT</b>	<b>Time</b>
1	2,1080	41	5	0	5	3		1	0	0		19,45
2	2,1543	31	7	0	1	1		1	0	0		14,39
3	3,1056	35	7	0	0	0		0	0	0		11,27
4	2,0539	93	15	0	10	4		3	0	0		45,28
5	4,5238	57	9	0	3	0		0	0	0		12,60
6	5,4622	39	7	0	1	0		0	0	0		7,14
7	5,0654	62	10	0	3	0		0	0	0		12,24
8	5,0903	124	18	0	8	1		0	0	0		24,36

**Score Verification By Competitor****OFFENE IPSC-LM KAERNTEN 2009**

Printed September 20, 2009 at 18:07



<b>32</b>	<b>SKLEDAR, Ferdinand</b>	<b>DIV:</b>	S	<b>CLASS:</b>		<b>FACTOR:</b>	Min	<b>CATEGORY:</b>	SS
-----------	---------------------------	-------------	---	---------------	--	----------------	-----	------------------	----

STG	FACTOR	PTS	A	B	C	D	-20%	MI	PT	PE	OT	Time
1	2,4870	62	10	0	4	0		0	0	0		24,93
2	2,0822	38	6	0	2	2		0	0	0		18,25
3	2,4603	31	5	0	2	0		0	0	0		12,60
4	1,9307	92	19	0	8	3		2	0	1		47,65
5	3,5271	54	10	0	1	1		0	0	0		15,31
6	3,1589	32	5	0	2	1		0	0	0		10,13
7	2,8944	51	7	0	5	1		0	0	0		17,62
8	4,2689	127	23	0	4	0		0	0	0		29,75

<b>33</b>	<b>SKLEDAR, Karoline</b>	<b>DIV:</b>	S	<b>CLASS:</b>		<b>FACTOR:</b>	Min	<b>CATEGORY:</b>	L
-----------	--------------------------	-------------	---	---------------	--	----------------	-----	------------------	---

STG	FACTOR	PTS	A	B	C	D	-20%	MI	PT	PE	OT	Time
1	1,1282	25	8	0	5	0		1	0	2		22,16
2	3,0034	44	8	0	1	1		0	0	0		14,65
3	2,7825	33	6	0	1	0		0	0	0		11,86
4	2,4573	138	23	0	7	2		0	0	0		56,16
5	3,2688	54	9	0	3	0		0	0	0		16,52
6	4,2553	40	8	0	0	0		0	0	0		9,40
7	3,8462	55	9	0	3	1		0	0	0		14,30
8	4,4963	129	24	0	3	0		0	0	0		28,69

<b>34</b>	<b>WRATSCHKO, Daniel</b>	<b>DIV:</b>	S	<b>CLASS:</b>		<b>FACTOR:</b>	Min	<b>CATEGORY:</b>	
-----------	--------------------------	-------------	---	---------------	--	----------------	-----	------------------	--

STG	FACTOR	PTS	A	B	C	D	-20%	MI	PT	PE	OT	Time
1	0,8183	24	5	0	6	1		2	0	0		29,33
2	2,0261	31	7	0	2	0		1	0	0		15,30
3	1,5570	31	5	0	2	0		0	0	0		19,91
4	2,6485	111	19	0	7	5		1	0	0		41,91
5	2,7888	42	5	0	5	2		0	0	0		15,06
6	3,3755	24	3	0	2	3		0	0	0		7,11
7	2,9155	40	8	0	3	1		1	0	0		13,72
8	3,3186	90	17	0	8	1		1	1	0		27,12

# Score Verification By Competitor

## OFFENE IPSC-LM KAERNTEN 2009

Printed September 20, 2009 at 18:07



**35 PIRKER, Christian**                      **DIV:** S    **CLASS:**                      **FACTOR:** Min    **CATEGORY:**

STG	FACTOR	PTS	A	B	C	D	-20%	MI	PT	PE	OT	Time
1	0,0000	0	4	0	5	1		4	0	0		32,14
2	1,6500	38	4	0	6	0		0	0	0		23,03
3	2,7434	31	5	0	2	0		0	0	0		11,30
4	3,0255	115	19	0	9	3		1	0	0		38,01
5	1,9599	44	8	0	0	4		0	0	0		22,45
6	1,9058	36	6	0	2	0		0	0	0		18,89
7	2,9860	47	7	0	3	3		0	0	0		15,74
8	3,3747	98	15	0	11	0		1	0	0		29,04

**36 STUECKELBERGER, Juergen**                      **DIV:** S    **CLASS:**                      **FACTOR:** Min    **CATEGORY:**

STG	FACTOR	PTS	A	B	C	D	-20%	MI	PT	PE	OT	Time
1	2,3006	45	9	0	3	1		1	0	0		19,56
2	2,6882	40	6	0	3	1		0	0	0		14,88
3	3,3846	33	6	0	1	0		0	0	0		9,75
4	2,3669	100	20	0	5	5		2	0	0		42,25
5	3,8062	44	5	0	6	1		0	0	0		11,56
6	4,6154	36	7	0	0	1		0	0	0		7,80
7	3,8115	55	8	0	5	0		0	0	0		14,43
8	4,6610	121	21	0	5	1		0	0	0		25,96

**37 NEUHOLD, Guenther**                      **DIV:** S    **CLASS:**                      **FACTOR:** Min    **CATEGORY:**

STG	FACTOR	PTS	A	B	C	D	-20%	MI	PT	PE	OT	Time
1	0,0000	0	6	0	3	0		5	0	0		16,85
2	2,3677	34	5	0	2	3		0	0	0		14,36
3	2,3891	21	5	0	2	0		0	1	0		8,79
4	2,2380	101	15	0	10	6		1	0	0		45,13
5	3,9571	48	7	0	4	1		0	0	0		12,13
6	4,6341	38	7	0	1	0		0	0	0		8,20
7	2,2259	27	7	0	4	0		2	0	0		12,13
8	3,4206	98	16	0	9	1		1	0	0		28,65

# Score Verification By Competitor

## OFFENE IPSC-LM KAERNTEN 2009

Printed September 20, 2009 at 18:07



<b>38 URBAN, Martin</b>	<b>DIV:</b> S	<b>CLASS:</b>	<b>FACTOR:</b> Min	<b>CATEGORY:</b>
-------------------------	---------------	---------------	--------------------	------------------

STG	FACTOR	PTS	A	B	C	D	-20%	MI	PT	PE	OT	Time
1	1,5682	30	8	0	3	1		2	0	0		19,13
2	2,4032	36	5	0	3	2		0	0	0		14,98
3	2,6742	33	6	0	1	0		0	0	0		12,34
4	2,8799	134	22	0	7	3		0	0	0		46,53
5	3,8055	54	9	0	3	0		0	0	0		14,19
6	1,5081	13	3	0	2	2		1	0	0		8,62
7	2,7293	36	7	0	3	2		1	0	0		13,19
8	4,0261	105	16	0	7	4		0	0	0		26,08

<b>39 VOGT, Reinhold</b>	<b>DIV:</b> P	<b>CLASS:</b>	<b>FACTOR:</b> Min	<b>CATEGORY:</b>
--------------------------	---------------	---------------	--------------------	------------------

STG	FACTOR	PTS	A	B	C	D	-20%	MI	PT	PE	OT	Time
1	0,2661	7	4	0	5	2		3	0	0		26,31
2	1,3061	23	4	0	4	1		1	0	0		17,61
3	1,2245	33	6	0	1	0		0	0	0		26,95
4	1,6202	93	18	0	11	0		3	0	0		57,40
5	3,6775	52	8	0	4	0		0	0	0		14,14
6	2,4752	30	3	0	5	0		0	0	0		12,12
7	2,6148	45	5	0	6	2		0	0	0		17,21
8	3,4006	123	21	0	6	0		0	0	0		36,17

<b>40 WALCH, Christian</b>	<b>DIV:</b> S	<b>CLASS:</b>	<b>FACTOR:</b> Min	<b>CATEGORY:</b>
----------------------------	---------------	---------------	--------------------	------------------

STG	FACTOR	PTS	A	B	C	D	-20%	MI	PT	PE	OT	Time
1	1,2297	22	6	0	3	3		2	0	0		17,89
2	3,2934	44	8	0	1	1		0	0	0		13,36
3	0,4382	5	5	0	0	0		2	0	0		11,41
4	2,8579	107	18	0	7	6		1	0	0		37,44
5	2,4871	29	5	0	4	2		1	0	0		11,66
6	4,8162	38	7	0	1	0		0	0	0		7,89
7	4,5852	63	12	0	1	0		0	0	0		13,74
8	4,9032	119	19	0	8	0		0	0	0		24,27

# Score Verification By Competitor

OFFENE IPSC-LM KAERNTEN 2009

Printed September 20, 2009 at 18:07



<b>41 BrennerProd, Georg</b>	<b>DIV:</b> P	<b>CLASS:</b>	<b>FACTOR:</b> Min	<b>CATEGORY:</b>
------------------------------	---------------	---------------	--------------------	------------------

STG	FACTOR	PTS	A	B	C	D	-20%	MI	PT	PE	OT	Time
1	3,1597	54	9	0	2	3		0	0	0		17,09
2	3,3361	40	6	0	3	1		0	0	0		11,99
3	3,0928	33	6	0	1	0		0	0	0		10,67
4	3,9978	146	25	0	7	0		0	0	0		36,52
5	2,9661	35	6	0	5	0		1	0	0		11,80
6	3,4137	34	5	0	3	0		0	0	0		9,96
7	3,6345	35	11	0	0	0		2	0	0		9,63
8	5,5503	117	19	0	7	1		0	0	0		21,08

<b>42 HoferProd, Hannes</b>	<b>DIV:</b> P	<b>CLASS:</b>	<b>FACTOR:</b> Min	<b>CATEGORY:</b> S
-----------------------------	---------------	---------------	--------------------	--------------------

STG	FACTOR	PTS	A	B	C	D	-20%	MI	PT	PE	OT	Time
1	1,6767	50	10	0	3	1		0	0	1		29,82
2	3,6007	44	7	0	3	0		0	0	0		12,22
3	1,8079	16	5	0	0	1		1	0	0		8,85
4	3,1092	111	17	0	11	3		1	0	0		35,70
5	3,9181	44	5	0	6	1		0	0	0		11,23
6	4,7548	32	4	0	4	0		0	0	0		6,73
7	4,9909	55	8	0	5	0		0	0	0		11,02
8	5,9724	121	20	0	7	0		0	0	0		20,26

<b>44 HoferProd, Peter</b>	<b>DIV:</b> P	<b>CLASS:</b>	<b>FACTOR:</b> Min	<b>CATEGORY:</b> SS
----------------------------	---------------	---------------	--------------------	---------------------

STG	FACTOR	PTS	A	B	C	D	-20%	MI	PT	PE	OT	Time
1	0,6928	20	6	0	2	4		2	0	0		28,87
2	1,6771	40	6	0	3	1		0	0	0		23,85
3	2,2496	31	6	0	0	1		0	0	0		13,78
4	1,1273	95	19	0	9	3		1	2	0		84,27
5	2,1541	52	8	0	4	0		0	0	0		24,14
6	1,2768	34	6	0	1	1		0	0	0		26,63
7	2,6672	63	12	0	1	0		0	0	0		23,62
8	1,6928	121	21	0	5	1		0	0	0		71,48

# Score Verification By Competitor

OFFENE IPSC-LM KAERNTEN 2009

Printed September 20, 2009 at 18:07



45 MarinitschProd, Thomas      DIV: P      CLASS:      FACTOR: Min      CATEGORY:

STG	FACTOR	PTS	A	B	C	D	-20%	MI	PT	PE	OT	Time
1	2,9951	49	10	0	3	0		1	0	0		16,36
2	2,9557	36	5	0	3	2		0	0	0		12,18
3	4,4295	33	6	0	1	0		0	0	0		7,45
4	3,2258	129	24	0	6	1		1	0	0		39,99
5	2,4717	24	7	0	3	0		2	0	0		9,71
6	5,6801	38	7	0	1	0		0	0	0		6,69
7	4,0356	59	10	0	3	0		0	0	0		14,62
8	5,4965	119	20	0	6	1		0	0	0		21,65

46 RodlerProd, Andreas      DIV: P      CLASS:      FACTOR: Min      CATEGORY:

STG	FACTOR	PTS	A	B	C	D	-20%	MI	PT	PE	OT	Time
1	2,4089	37	7	0	3	3		1	0	0		15,36
2	1,8952	34	5	0	2	3		0	0	0		17,94
3	2,1086	33	6	0	1	0		0	0	0		15,65
4	2,5141	98	20	0	9	1		2	1	0		38,98
5	4,1706	44	6	0	4	2		0	0	0		10,55
6	1,8094	15	3	0	3	1		1	0	0		8,29
7	3,2684	47	7	0	3	3		0	0	0		14,38
8	5,2653	127	23	0	4	0		0	0	0		24,12

47 FAUSTMANN, Robert      DIV: S      CLASS:      FACTOR: Min      CATEGORY: SS

STG	FACTOR	PTS	A	B	C	D	-20%	MI	PT	PE	OT	Time
1	0,0000	0	3	0	2	3		6	0	0		22,33
2	2,4390	44	8	0	1	1		0	0	0		18,04
3	1,8724	27	5	0	0	2		0	0	0		14,42
4	1,3030	91	18	0	10	1		3	0	0		69,84
5	3,6721	56	10	0	2	0		0	0	0		15,25
6	3,3569	38	7	0	1	0		0	0	0		11,32
7	3,3375	53	8	0	4	1		0	0	0		15,88
8	3,0215	115	18	0	8	1		0	0	0		38,06



**Score Verification By Competitor****OFFENE IPSC-LM KAERNTEN 2009**

Printed September 20, 2009 at 18:07



<b>48 GRUBER, Thomas</b>	<b>DIV:</b> S	<b>CLASS:</b>	<b>FACTOR:</b> Min	<b>CATEGORY:</b>
--------------------------	---------------	---------------	--------------------	------------------

STG	FACTOR	PTS	A	B	C	D	-20%	MI	PT	PE	OT	Time
1	0,5553	14	4	0	3	5		2	0	0		25,21
2	1,4356	29	7	0	1	1		1	0	0		20,20
3	0,0505	1	5	0	2	0		0	3	0		19,82
4	1,3980	92	14	0	13	3		2	0	0		65,81
5	0,0000	0	3	0	4	0		5	0	0		11,94
6	0,0000	0	5	0	0	0		3	0	0		9,85
7	0,2712	6	6	0	1	3		3	0	0		22,12
8	2,6579	101	15	0	7	5		0	0	0		38,00

<b>50 ANKERT, Franz</b>	<b>DIV:</b> S	<b>CLASS:</b>	<b>FACTOR:</b> Min	<b>CATEGORY:</b> SS
-------------------------	---------------	---------------	--------------------	---------------------

STG	FACTOR	PTS	A	B	C	D	-20%	MI	PT	PE	OT	Time
1	1,8299	54	8	0	4	2		0	0	0		29,51
2	2,1311	40	6	0	3	1		0	0	0		18,77
3	1,1852	16	5	0	0	1		1	0	0		13,50
4	0,6329	42	15	0	8	3		6	0	0		66,36
5	2,4597	58	11	0	1	0		0	0	0		23,58
6	1,9070	32	4	0	4	0		0	0	0		16,78
7	0,2836	6	5	0	3	2		3	0	0		21,16
8	2,2141	109	20	0	6	1		0	1	0		49,23

<b>51 GROHMANN, KlausPeter</b>	<b>DIV:</b> O	<b>CLASS:</b>	<b>FACTOR:</b> Maj	<b>CATEGORY:</b> SS
--------------------------------	---------------	---------------	--------------------	---------------------

STG	FACTOR	PTS	A	B	C	D	-20%	MI	PT	PE	OT	Time
1	2,4878	46	8	0	3	2		1	0	0		18,49
2	3,2326	46	8	0	1	1		0	0	0		14,23
3	1,4654	33	5	0	2	0		0	0	0		22,52
4	2,5188	144	20	0	10	2		0	0	0		57,17
5	5,2198	57	9	0	3	0		0	0	0		10,92
6	3,0000	21	5	0	1	1		1	0	0		7,00
7	3,8497	42	6	0	5	1		1	0	0		10,91
8	3,0220	99	15	0	11	0		1	1	0		32,76